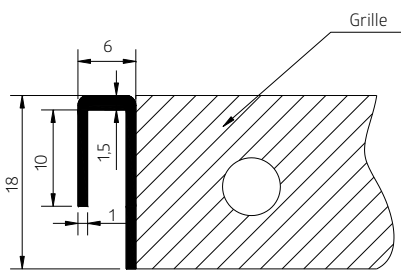
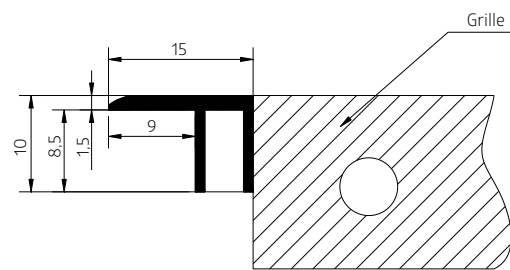


Frame for trench heaters and climaconvectors

Frame details



Frame type L

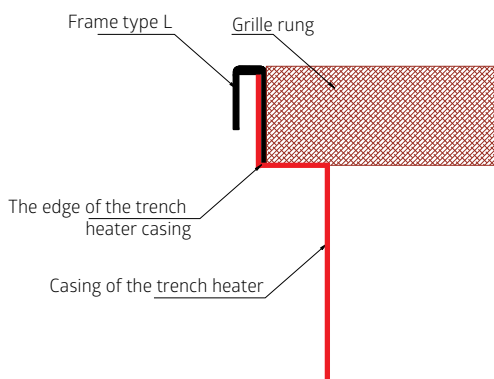


Frame type F

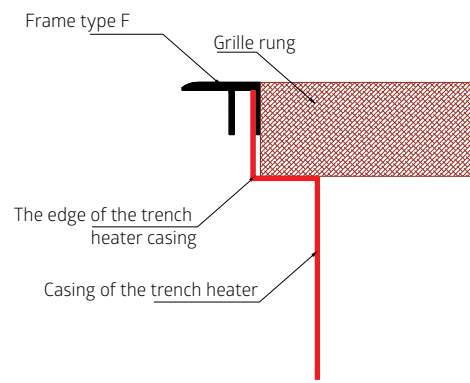
Frame assembly instruction

Aluminium frame type L is a decorative element, and type F apart of the decorative function is also as a masking element which can cover the space between the floor and the duct of the trench heater.

The frame F is supplied as a cut off elements for self-assembly. Assembly of the frame type F must be done by using a silicone glue. The manufacturer is not liable for problems associated with frame assembling for trench casing deformation caused by the improper installation of the heater..



Frame type L



Frame type F

## FRAME

### Grilles for trench heaters and climaconvectors

#### Roll-up wooden grille

The grille is made of natural wood

Standard:

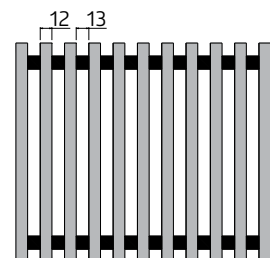
Spacings (sleeves) between the rungs are made of black PVC.

Option:

- Spacings (sleeves) are also available in colors:
  - gray WG-15
  - beige W8-29
  - light brown RAL 8256
  - dark brown RAL 8352
- wooden spacing (beech unvarnished, L = 17 mm)

The grille is only available in a roll-up version.

The maximum length of one grille section is 6000 mm



Top view



Cross-section of a wooden rung

Type of the grille	Name of the grille	Order code
Roll-up wooden grille	Roll-up oak grille	ZD-1,8/W/L
	Roll-up ash grille	ZJ-1,8/W/L
	Roll-up beech grille	ZB-1,8/W/L
	Roll-up merbau grille	ZM-1,8/W/L
	Roll-up jatoba grille	ZJB-1,8/W/L

#### Roll-up aluminium grille

The grille is made of aluminium - profile closed

The grille options:

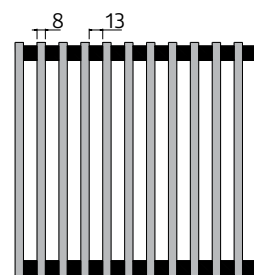
- natural aluminium
- aluminium painted in RAL
- anodized aluminium
- aluminium - wood imitation (profile closed only)

Standard:

Spacings (sleeves) between rungs as a standard are made of black PVC.

Opcja:

- Spacings (sleeves) are also available in colors:
  - gray WG-15
  - beige W8-29
  - light brown RAL 8256
  - dark brown RAL 8352



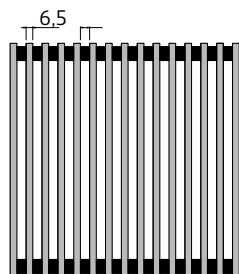
Top view



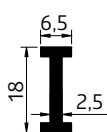
Cross-section of aluminium grille - profile closed

Type of the grille	Name of the grille	Order code
Roll-up aluminium grille - profile closed	Roll-up natural aluminium grille - profile closed	ZAL-1,8/W/L
	Roll-up painted in RAL aluminium grille - profile closed	ZRAL-1,8/W/L
	Roll-up anodized aluminium grille - profile closed	ZAAL-1,8/W/L
	Roll-up wood imitation aluminium grille - profile closed	ZIAL-1,8/W/L

# FRAME



Top view



Cross-section of grille  
- I-beam profile

## Roll-up aluminium grille – I-beam profile

The grille is made of aluminium – I-beam profile

- The grille options:
- natural aluminium
  - aluminium painted in RAL
  - anodized aluminium

Standard:

Spacings (sleeves) between rungs as a standard are made of black PVC.

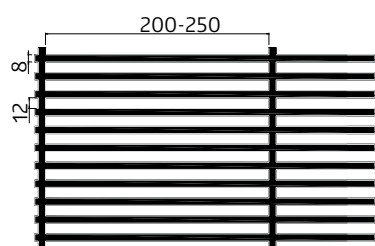
Option:

- Spacings (sleeves) are also available in colors:
  - gray WG-15
  - beige W8-29
  - light brown RAL 8256
  - dark brown RAL 8352

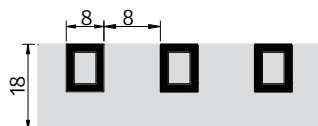


Type of the grille	Name of the grille	Order code
Roll-up aluminium grille – I-beam profile	Roll-up natural aluminium grille – I-beam profile	ZDW-1,8/W/L
	Roll-up painted in RAL aluminium grille – I-beam profile	ZRDW-1,8/W/L
	Roll-up anodized aluminium grille – I-beam profile	ZADW-1,8/W/L

## Linear aluminium grille



Top view



Cross-section of linear grille  
painted in RAL

The grille is made of aluminium – profile closed.

The grill is made in total of aluminium.

**The grille is only available in RAL colours.**

Standard colour is black RAL 9005.



Type of the grille	Name of the grille	Order code
Linear grille	Linear painted in RAL aluminium grille – profile closed	ALWR-1,8/W/L

# FRAME

## Modular aluminium grille

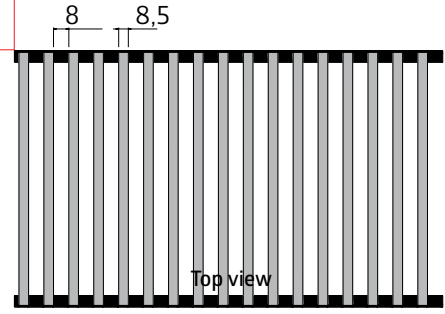
The grille is made of aluminium.

The grille options:

- natural aluminium
- aluminium painted in RAL
- anodized aluminium
- aluminium - wood imitation

Spacings (rung fasteners) are made of black plastic.

The length of single module is 440 mm.



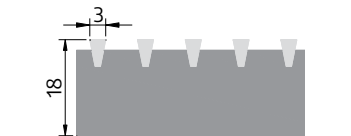

Type of the grille	Name of the grille	Order code
Modular aluminium grille – profile closed	Modular natural aluminium grille – profile closed	MAL-1,8/W/L
	Modular painted in RAL aluminium grille – profile closed	MRAL-1,8/W/L
	Modular anodized aluminium grille – profile closed	MAAL-1,8/W/L
	Modular wood imitation aluminium grille – profile closed	MIAL-1,8/W/L

## Linear stainless steel grille

The grille is available only as a rigid version.

The maximum length of one section of the grille is 2000 mm.

Grille length longer than 2000mm are made of several elements of equal lengths.



Cross-section of stainless steel grille

Type of the grille	Name of the grille	Order code
Stainless steel grille	Linear stainless steel grille	SN-1,8/W/L

**FRAME**

**Wooden grille**



Oak

Ash

Beech

Merbau

Jatoba

**Wood imitation aluminium grille**



Cherry  
WDWIS01

Pine  
WDSN01

Beech  
WDBK01

Bog Oak  
WDDB01

Golden oak  
WDZD01



Walnut  
WDOR01

Mahogany  
WDMH01

**Anodized aluminium grille**



Satin 01

Medium Brown 02

Black 05

Stainless steel 07

Gold 00